

Mackenzie Portfolio Completion ETF

Global Balanced

Compound Annualized Returns	12/31/2021
1 Month	3.0%
3 Months	4.2%
Year-to-date	6.1%
1 Year	6.1%
2 Years	3.8%
3 Years	6.8%
Since inception (Nov. 2017)	2.6%

Regional Allocation 11/30/2021

CASH & EQUIVALENTS	
Cash & Equivalents	0.3%
OVERALL	
United States	62.4%
Canada	8.1%
Commodity	7.2%
Japan	2.1%
Australia	1.9%
China	1.5%
United Kingdom	1.1%
Hong Kong	1.0%
Germany	0.8%
Other***	13.6%
Total	100%

Sector Allocation 11/30/2021

Financials	24.5%
Real Estate	19.5%
Corporates	8.8%
Materials	8.6%
Industrials	7.9%
Commodity	7.2%
Bank Loans	7.2%
Utilities	5.5%
Foreign Fixed Income	5.2%
Energy	3.0%
Other	2.3%
Cash & Equivalents	0.3%
Total	100%

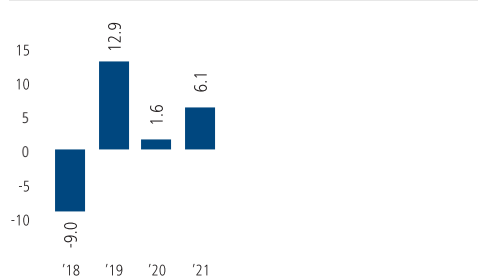
Credit Allocation** 11/30/2021

AA	0.4%	NR	2.4%
A	0.7%	Equity	71.8%
BBB	2.1%	Commodity	7.2%
BB	6.2%	Other	-0.5%
B	8.3%	Cash & Equivalents	0.3%
CCC	1.1%		

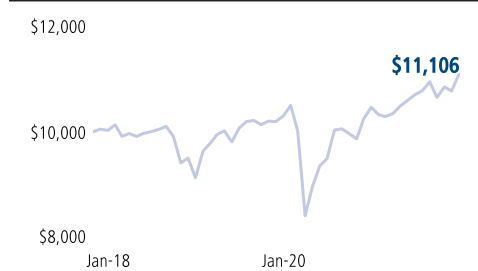
Portfolio Managers

Mackenzie Systematic Strategies Team
 Richard Weed, Matthew Cardillo

Calendar Year Returns (%) 12/31/2021



Value of \$10,000 invested 12/31/2021



Major Holdings 11/30/2021

Major Holdings Represent 70.9% of the fund

Vanguard Real Estate ETF	11.8%
VANGUARD GLBL EX-US REAL	9.0%
SPDR BLOOMBERG BARCLAYS	7.3%
MACKENZIE FLOATING RATE I	7.3%
SPDR Gold Shares	7.2%
ISHARES GLOBAL INFRASTRUC	7.1%
ISHARES JP MORGAN USD EME	6.0%
ISHARES S&P/TSX CANADIAN	5.1%
ISHARES PREFERRED & INCOM	5.0%
SPDR S&P METALS & MINING	4.9%

TOTAL NUMBER OF HOLDINGS: 96

Fund Risk Measures

Annual Std Dev	12.9
Annual Std Dev. B'mark	8.3
Alpha	-10.1
Beta	1.3
R-squared	0.7
Sharpe Ratio	0.3

Source: Mackenzie Investments

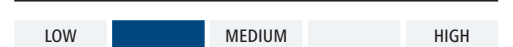
Key Fund Data 11/30/2021

Ticker:	MPCF
Total Fund Assets:	\$4.24 million
NAVPS (12/31/2021):	\$20.19
CUSIP:	55454D106
Listing Date:	11/22/2017
Benchmark:	60% MSCI World + 40% BofA Merrill Lynch Global Broad Market (Hedged to CAD)
Fund Category:	Global Balanced
Distribution Frequency:	Semi-annual
DRIP Eligibility:	Yes
Management Fee:	0.45%
Distribution Yield:	1.78%

Why Invest in this fund?

- Provides one-ticket access to a diversified portfolio of non-traditional asset classes.
- Designed to complement a traditional balanced portfolio and potentially enhance risk-adjusted returns and provide additional diversification.
- Non-traditional asset classes are used by sophisticated institutional investors to help achieve both return and diversification goals.

Risk Tolerance



* The MSCI World Index is a market capitalization weighted index that is designed to measure the equity market performance of developed markets. The BofA Merrill Lynch Global Broad Market (Hedged to CAD) Index tracks the performance of investment grade debt publicly issued in the major domestic and eurobond markets, including sovereign, quasi-government, corporate, securitized and collateralized securities. Foreign currency exposure is hedged back to the Canadian dollar.

** Credit allocation details are provided by one or more sources that may include DBRS, S&P, Bloomberg, FTSE TMX and Citigroup Corp.

*** Other includes currency contracts.