

Mackenzie Canadian Short Term Fixed Income ETF

Canadian Fixed Income

Compound Annualized Returns	12/31/2021
1 Month	0.7%
3 Months	-0.2%
Year-to-date	-0.5%
1 Year	-0.5%
2 Years	2.3%
3 Years	2.9%
Since inception (Nov. 2017)	2.4%

Regional Allocation 11/30/2021

CASH & EQUIVALENTS	
Cash & Equivalents	4.1%

OVERALL	
Canada	79.2%
United States	13.5%
China	1.3%
United Kingdom	0.6%
Luxembourg	0.4%
Australia	0.2%
Japan	0.1%
Indonesia	0.1%
Ireland	0.1%
Other***	0.4%
Total	100%

Sector Allocation 11/30/2021

Corporates	52.1%
Federal Bonds	21.2%
Provincial Bonds	14.2%
Bank Loans	6.1%
Foreign Fixed Income	1.8%
Mortgage Backed	0.5%
Equity	0.2%
Cash & Equivalents	4.1%
Other	-0.2%
Total	100%

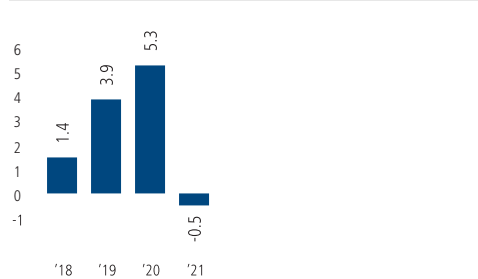
Credit Allocation** 11/30/2021

AAA	21.6%	CCC	0.2%
AA	5.9%	NR	12.6%
A	26.7%	Equity	0.2%
BBB	21.2%	Other	-0.2%
BB	3.8%	Cash & Equivalents	4.1%
B	3.9%		

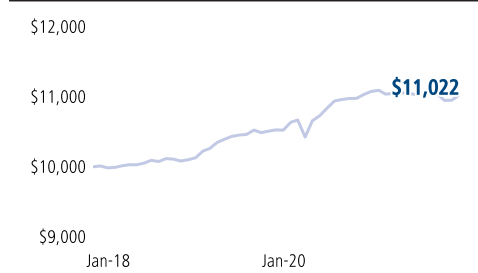
Portfolio Managers

Mackenzie Fixed Income Team
 Steve Locke, Dan Cooper, Konstantin Boehmer, Movin Mokbel, Felix Wong

Calendar Year Returns (%) 12/31/2021



Value of \$10,000 invested 12/31/2021



Major Holdings 11/30/2021

Major Holdings Represent 36.3% of the fund

CANHOU 2.25 12/15/2025	7.6%
CANHOU 1.95 12/15/2025	6.3%
Province of Ontario 2.60% 06-02-2025	5.0%
CAN 1 09/01/26	4.6%
CIBC MELLON CAD SWEEP ACC	3.6%
ONT 2 1/4 12/02/31	2.8%
Province of Quebec 2.75% 09-01-2025	2.6%
MACKENZIE GLOBAL HIGH YIE	1.4%
OMERS 3.244 10/04/2027	1.3%
BCIMCR 1.68 03/03/25	1.3%

TOTAL NUMBER OF HOLDINGS: 452

Fund Risk Measures

Annual Std Dev	2.4
Annual Std Dev. B'mark	1.6
Alpha	0.1
Beta	1.0
R-squared	0.5
Sharpe Ratio	0.8

Source: Mackenzie Investments

Key Fund Data 11/30/2021

Ticker:	MCSB
Total Fund Assets:	\$30.12 million
NAVPS (12/31/2021):	\$20.08
CUSIP:	55452Q109
Listing Date:	11/22/2017

Benchmark: FTSE Canada Short Term Overall Bond Index

Fund Category: Canadian Fixed Income

Distribution Frequency: Monthly

DRIP Eligibility: Yes

Management Fee: 0.35%

Modified Duration: 1.67 year(s)

Yield to Maturity: 2.13%

Weighted Average Coupon: 2.47%

Distribution Yield: 1.79%

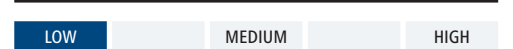
Term to Maturity (years) 11/30/2021

0 - 1 year	0.3%
1 - 2 years	2.9%
2 - 3 years	9.1%
3 - 5 years	51.4%
5 - 7 years	16.4%
7 - 10 years	10.0%
10 - 15 years	3.4%
20+ years	2.3%
Equity	0.2%
Other	-0.1%
Cash & Equivalents	4.1%
Total	100%

Why Invest in this fund?

- Maximize income while limiting duration risk.
- Exposure to higher average credit quality.
- Short duration alternative to GICs.

Risk Tolerance



* The FTSE Canada Short Term Bond Index is an index of Canadian bonds with terms to maturity of one to five years and rated 'BBB' or higher.

** Credit allocation details are provided by one or more sources that may include DBRS, S&P, Bloomberg, FTSE TMX and Citigroup Corp.

*** Other includes currency contracts.